

THE BIG SURREAL VIRTUAL CHALLENGE

RESULTS SUBMISSION HOW TO GUIDE



YOU MUST CONNECT YOUR DEVICE BEFORE YOU RUN IN ORDER TO USE YOUR WEARABLE DEVICE FOR SUBMISSION.

LOG INTO YOUR PARTICIPANT ACCOUNT

Inside your participant account you will have access to your registration, event products, and more.

To view your account:

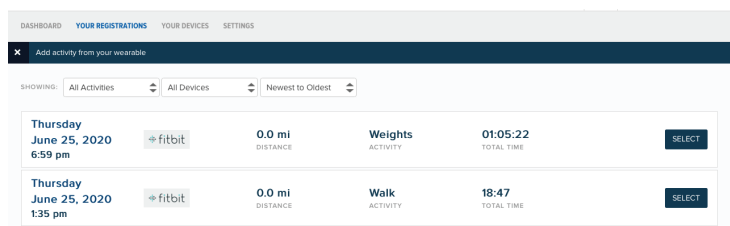
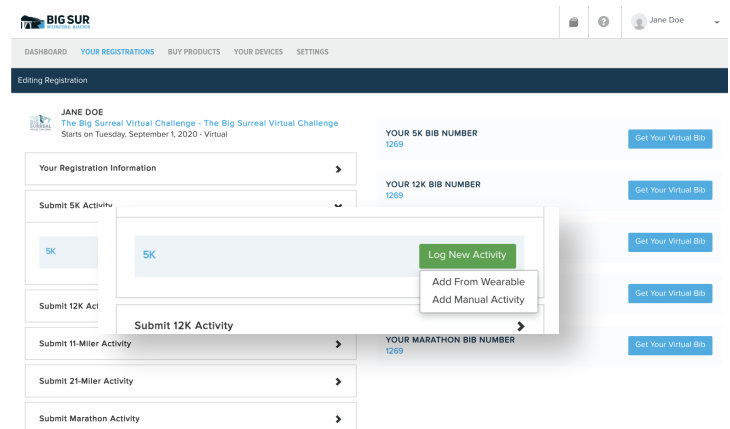
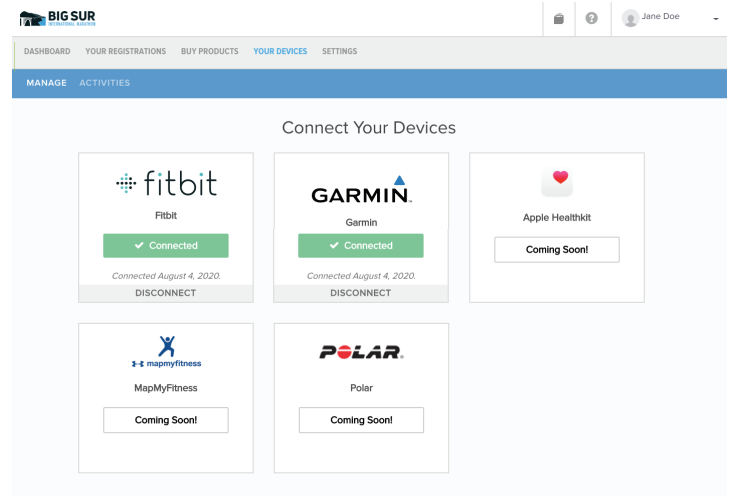
<https://manage.hakuapp.com/login/big-sur-marathon-foundation>

TO ADD FROM WEARABLE

1. Connect your wearable device.
2. Click on “Your Devices” at the top of the screen.
3. In the “Manage” tab click “Connect” under your device.
4. You will be prompted to log in to your wearable device.
5. To submit your time click on the “Your Registrations” tab.
6. Click “Log New Activity” and “Add from Wearable.”
7. The data from your device will be displayed. Click “Select” to choose an activity to submit as your results.

TO ADD MANUAL ACTIVITY

1. Click “Submit Activity” and “Add Manual Activity.”
2. Enter your time, distance completed, and additional information.
3. Click “Submit.”



SUBMIT 5K ACTIVITY

* ENTER YOUR TOTAL FINISH TIME?

Hours Minutes Seconds

* WHAT DAY DID YOU COMPLETE THIS ACTIVITY? * WHAT TIME OF DAY DID YOU START THIS ACTIVITY?

MM/DD/YYYY HH:MM

Submit

